

Site  
**SWGAS**

Southwest Gas Holdings



**Southwest Gas**<sup>TM</sup>  
HOLDINGS

**Historical overview and comparison**

Site: <http://www.swgas.com> Time period: Last month (6/1/2023 - 6/30/2023)

Compare to   Yes

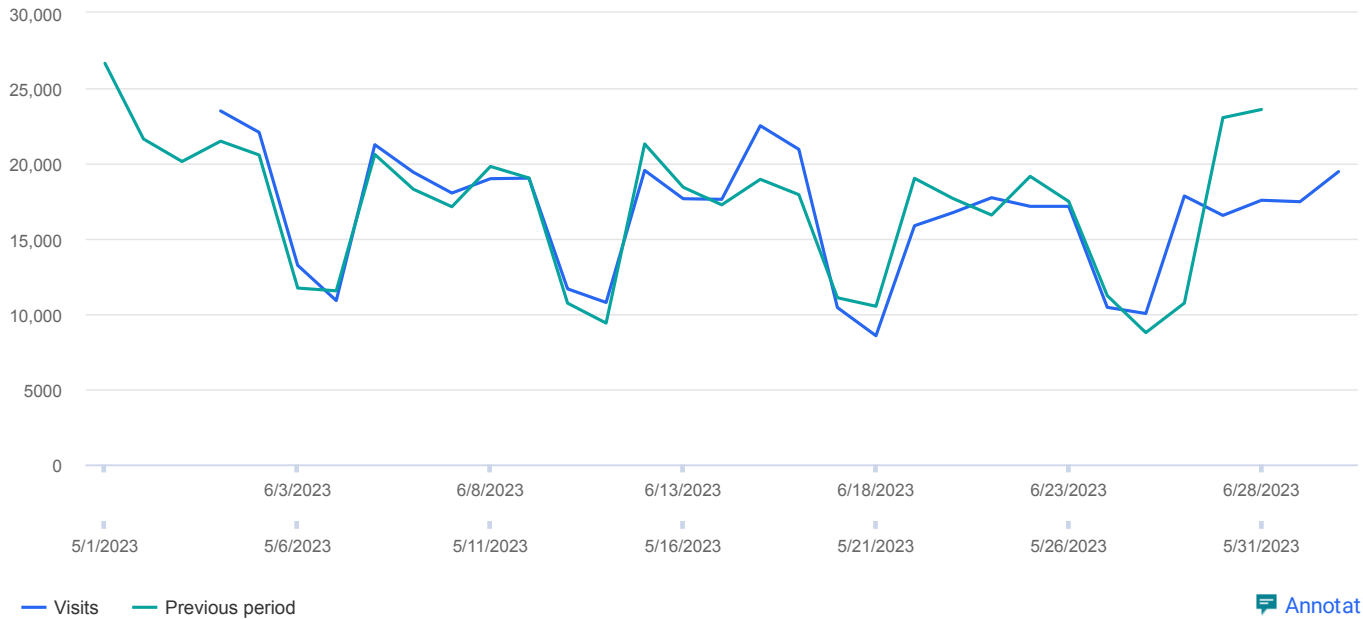
Visits  
**499,909**  
-31,282 ?

Page views  
**1,106,881**  
-66,368 ?

Unique visitors  
**397,340**  
-22,595 ?

Returning visitors  
**103,002**  
-6,315 ?

Bounce rate  
**21.96%**  
+0.16 ?



**All Pages**

Site: <http://www.swgas.com> Time period: Last month (6/1/2023 - 6/30/2023)

Title	URL	Page views   % of total	Visits   % of total	Avg. page views
		394,324	362,280	1 no

https://www.swgas.com		35.6%	72.5%	1.07
https://myaccount.swgas.com		283,753 25.6%	266,981 53.4%	1.06
https://www.swgas.com/en/ways-to-pay		115,517 10.4%	105,125 21.0%	1.10
https://myaccount.swgas.com/Portal		105,948 9.6%	99,471 19.9%	1.07
https://www.swgas.com/en/residential		27,914 2.5%	22,700 4.5%	1.23
https://www.swgas.com/en/contact-us		26,836 2.4%	23,655 4.7%	1.13
https://www.swgas.com/en/safety		13,021 1.2%	12,101 2.4%	1.08
https://www.swgas.com/en/employment		10,286 0.9%	8,916 1.8%	1.15
https://www.swgas.com/en/nevada-move2zero-offset-program		7,141 0.6%	6,760 1.4%	1.06
https://www.swgas.com/en/home		4,704 0.4%	4,156 0.8%	1.13

1 - 10 of 9,452 items

## Countries

Site: <https://www.swgas.com> Time period: Last month (6/1/2023 - 6/30/2023)

Country	Visits   % of total	Bounce rate
United States	489,158 97.8%	20.81%

Region	Visits   % of parent	Bounce rate
Arizona	186,536 38.1%	16.21%
California	131,891 27.0%	23.58%
Nevada	114,086 23.3%	15.66%
United States	7,298 1.5%	22.98%
New York	5,329 1.1%	52.90%

1 - 5 of 52 items

Singapore	6,512 1.3%	99.19%
Canada	1,074 0.2%	28.03%
Mexico	799 0.2%	28.41%
United Kingdom	489 <0.1%	55.01%
Philippines	454	95.77%

Philippines	<0.1%	25.11%
Germany	256 <0.1%	48.05%
Ireland	224 <0.1%	83.04%
Reserved/private	166 <0.1%	21.69%
Puerto Rico	133 <0.1%	33.83%

1 - 10 of 99 items

## Browsers

Site: <http://www.swgas.com> Time period: Last month (6/1/2023 - 6/30/2023)






Browser type	Visits   % of total	Bounce rate
Mobile Safari	146,381 29.3%	28.38%
Chrome	141,363 28.3%	14.98%
Chrome Mobile	91,694 18.3%	23.5%
Safari	48,245 9.7%	17.88%
Edge	43,464 8.7%	9.89%
Firefox	12,000 2.4%	15.5%
Samsung Browser	7,712 1.5%	35.53%
Android Browser	5,433 1.1%	99.19%
Unknown	3,178 0.6%	78.82%
Opera	351 <0.1%	19.94%

1 - 10 of 13 items

## Operating systems

Site: <http://www.swgas.com> Time period: Last month (6/1/2023 - 6/30/2023)











Operating system	Visits   % of total	Bounce rate
Windows	163,751 32.8%	13.58%
iOS	162,587 32.5%	28.2%
Android	92,796 18.6%	30.09%
OS X	69,861 14.0%	15.25%
Operating system Chrome OS	5,950 1.2%	11.38%

	1.2%	
 Linux	2,785 0.6%	59.07%
 iPadOS 16.5	798 0.2%	22.93%
 Unknown <sup>?</sup> <sup>?</sup>	385 <0.1%	98.96%
 iPadOS 16.3	205 <0.1%	24.39%
 iPadOS 16.4	159 <0.1%	9.43%

1 - 10 of 53 items

## External referring domains

Site: <http://www.swgas.com> Time period: Last month (6/1/2023 - 6/30/2023)








External referring domain		Visits   % of total	Bounce rate	Referring pages
imasdk.googleapis.com 		6,652 1.3%	100%	3
ad.doubleclick.net 		1,691 0.3%	99.17%	177
www.example.com 		726 0.1%	100%	1
swg.opower.com 		535 0.1%	20.35%	5
aax.amazon-adsystem.com 		351 <0.1%	100%	1
storage.googleapis.com 		335 <0.1%	100%	1
adclick.g.doubleclick.net 		327 <0.1%	100%	327
swgassistance.com 		271 <0.1%	67.58%	2
www.victorvilleca.gov 		197 <0.1%	23.91%	2
mail.google.com 		144 <0.1%	21.71%	1

1 - 10 of 549 items

## Operating systems

Site: <http://www.swgas.com> Time period: Last month (6/1/2023 - 6/30/2023)




Operating system		Visits   % of total	Bounce rate
 Windows		163,751 32.8%	13.58%
 iOS		162,587 32.5%	28.2%
 Android		92,796	30.09%

	18.6%	
 OS X	69,861 14.0%	15.25%
 Chrome OS	5,950 1.2%	11.38%
 Linux	2,785 0.6%	59.07%
 iPadOS 16.5	798 0.2%	22.93%
 Unknown <sup>①</sup> <sup>②</sup>	385 <0.1%	98.96%
 iPadOS 16.3	205 <0.1%	24.39%
 iPadOS 16.4	159 <0.1%	9.43%

1 - 10 of 53 items

## Devices

Site: <http://www.swgas.com> Time period: Last month (6/1/2023 - 6/30/2023)

↕ Device	▼ Visits   % of total	↕ Bounce rate
 Desktop	248,221 49.7%	16.53%
 Mobile	245,031 49.0%	27.34%
 Tablet	6,657 1.3%	26.8%

Showing all 3 items